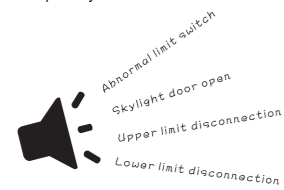


Intelligent voice module, real-time broadcast

Intelligent voice function module, real-time broadcast master, limit switch action status and frequency conversion fault information.



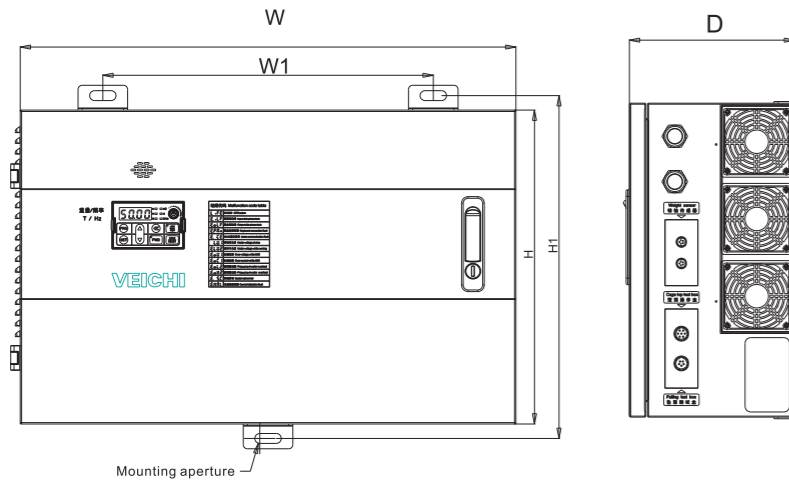
Rectified regulated power supply module replaces traditional transformer

It can effectively avoid the abnormality of the grid voltage and the risk of burning the transformer due to the private connection of the line.

Scalable functions

- Power frequency control:** easy to realize the work/converted frequency dual mode operation, to ensure 24 hours non-stop operation.
- Remote monitoring module:** realizes remote positioning of mechanical equipment, online monitoring, remote fault diagnosis and other functions; provides customers with a wider range of value-added services.
- Automatic leveling control:** liberate the driver's hands, reduce the operation steps to the maximum extent, slow down the driver's fatigue driving; with the central control display, real-time display floor data, running speed, load weight and input and output limit, emergency stop switch status signal; Chinese/English equipment fault diagnosis function and corresponding solutions.


Installation dimension drawing



Model	Dimensions			Mounting hole		Mounting aperture
	W	H	D	W1	H1	
S200-C3-037B	600	380	200	400	415	φ12
S200-C3-045B						

VEICHI

S200C3 Construction Elevator Integrated Drive



VEICHI

Shenzhen Veichi Electric Co., Ltd

Third floor, Building Chunsheng, Lulingya Industrial Park, No.1 Tangtou community, Shiyan street, Baoan District, Shenzhen
Tel: +86-0755-3686 1688
Fax: +86-755-2968 5680 E-mail: overseas@veichi.com

Facebook: <https://www.facebook.com/veichiglobal/>

Suzhou Veichi Electric Co., Ltd

No.1000 Songjia road, Wuzhong Economic and Technological Development Zone, Suzhou
Tel: +86-512-6617 1988
Fax: +86-512-6617 3610

Whatsapp: +86- 138 2881 8903

Http://www.veichi.org



Wechat Official Account

*Version 2018 V1.0
Veichi Electric Co., Ltd all rights reserved,
subject to change without notice.



S200C3 Construction Elevator Integrated Drive



Special purpose machine, specially developed for construction lifting electrical control system



Set frequency conversion, logic control, lifting limit, brake unit in one



Red design, eye-catching



Work-frequency conversion for emergency needs

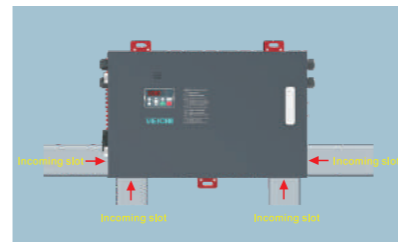


GPRS remote monitoring for easy management of remote markets

Special Features

Flexible access

The S200-C3 construction elevator integrated drive has flexible outlet mode. There is a knockout hole on the left and right sides, the lower left side and the lower right side of the product. The wire trough is beautifully connected.




Completely eliminate the risk of damaging the charging resistor

The design of the new circuit avoids the risk of the conventional inverter or the integrated machine damaging the internal charging resistor of the inverter when the external braking resistor box is short-circuited to the ground.



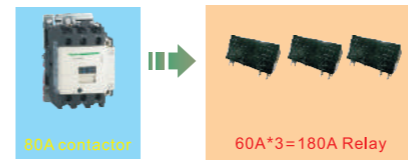
Limit switch status indication

Input and output limit, emergency stop switch, etc. have clear LED status indicator and silk screen identification, maintenance and convenience; the middle plate adopts open-door structure design, maintenance and repair, and the replacement of the device is very convenient.



Relay module replaces main contactor control

The AC main control device adopts the AC control source, which is easy to burn out due to voltage fluctuation and series phase. Now, the large-capacity relay module is used to control the DC bus breaking to ensure that the arcing effect is not cut off at full load. DC24V regulated power supply control effectively avoid grid voltage fluctuations and damage the contactor coil.



Previous design

New design

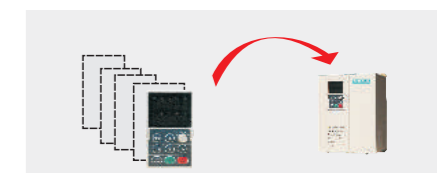
Plus power

The added power supply is compatible with three-phase (AC380V) and single-phase (AC220V) terminals; the three phases are protected by fuses, and the single-phase 220V socket is installed on the left side of the machine.



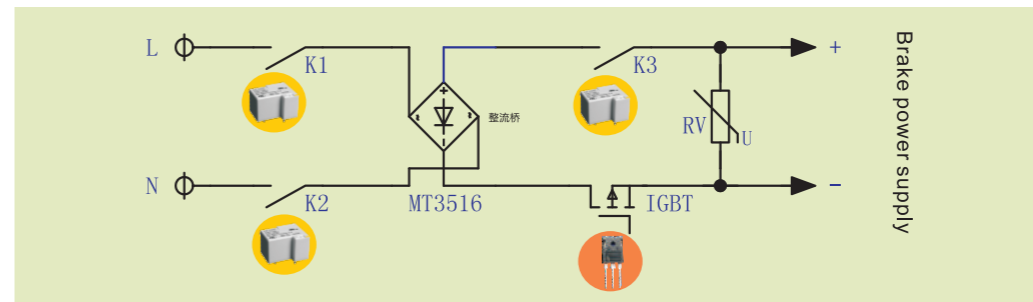
High performance vector control technology

Adopting the international leading speed sensorless vector control technology and core driving algorithm, it has the excellent performance of vector control and is insensitive to motor parameters. Compared with the old inverter machine driver, the comfort performance is greatly improved. [In order to ensure excellent control performance, it is necessary to input motor parameters and perform static self-learning. For the convenience of testing, it is recommended to use a dedicated debugging keyboard for parameter copying and downloading]



IGBT+ relay module replaces traditional brake contactor

With large capacity, fast shutdown, multi-point redundant safety protection, etc., the input side of the rectifier bridge uses two 30A DC relays, and the output side uses one 30A relay + IGBT module control (to achieve relay no load on/off); Multi-point series control, and the relay capacity is much larger than the traditional contactor (the traditional contactor generally uses 18A contactor). The safety performance is much larger than the traditional control loop; the control coil voltage is DC24V regulated power supply.



- Special purpose machine, specially developed for construction lifting electrical control system
- Set frequency conversion, logic control, lifting limit, brake unit in one
- Red design, eye-catching
- Work-frequency conversion for emergency needs
- GPRS remote monitoring for easy management of remote markets